

Advancement News

September-October
2022

Vol. 12, No. 5

Prepared. For Life.®

As programs and opportunities modify over time, your friends at *Advancement News* will continue to be here to share these changes with you and offer insights. *Advancement News* will be uploaded directly to the [Advancement Resources](#) page of Scouting.org. Each bimonthly edition will be found at the [Advancement News](#) page. Since advancement evolves and occasionally changes, please note that the most current information found in *Advancement News* and the online version of [Guide to Advancement](#) supersedes previous versions.

In This Issue

- **From the *Guide to Advancement*:** Why Do You Even Care?
- **On Increasing Advancement:** Positions of Responsibility – Assistant Senior Patrol Leader
- **Cub Scouts:** 2022-2023 Cub Scout Rank Advancement At A Glance
- **Eagle, Summit, and Quartermaster Highlights:** Citizenship In Society NOW Required for Rank of Eagle Scout
- **Merit Badges:** Best Practices for Approving Merit Badge Counselors (Part 2 of 3)
- **Scoutbook:** Mobile/Eagle Scout Candidates Feature
- **Sea Scouts:** Electives Help Sea Scouts Advance With Their Own Likes
- **Special Needs Interests:** Successes Abound for Special Needs Youth at Camp
- **Worth Repeating:** On Increasing Advancement: What Can You Do?
- **Helpful Links:** Advancement Resources: The Eagle Scout Service Project

Managing Subscriptions to *Advancement News*

Advancement News is designed for council and district advancement committees, advancement staff advisors, and Eagle processors. However, any Scouting volunteer or professional may subscribe. To subscribe to the *Advancement News* announcements, click here: [Subscribe](#)

From the *Guide to Advancement*

Why Do You Even Care?

So, you're the Scoutmaster. Why do you even care about advancement? Isn't advancement the responsibility for someone-else on-the-committee? How about if you're the Cubmaster, the sea scouts advisor, or the venture crew advisor. It's the same question, why do you even care about advancement?

So, let's go back for a minute to fundamentals. The aim of all the Scouting programs is to help our Scouts grow, physically, mentally, and personally. The Scouting programs have specific objectives. These objectives are character development, leadership development, citizenship training, and the personal fitness of our youth members. To enable our youth to grow in all these areas we use the methods of Scouting. For us to achieve our aims, we have to keep our youth in the program. It's easy to see why some of the methods keep them in the program. Outdoors adventures are fun and exciting. What young person wouldn't want more of that?

Alphabetically, if not in other ways, advancement leads this list of methods. The advantages of advancement are subtle. Since advancement should always be a natural outgrowth of the unit program (*Guide To Advancement 2021- Topic 2.0.0.2*), our youth members have a sense of achievement and accomplishment as they advance. When they advance, we recognize them with an appropriate ceremony. As they advance, they gain greater skills in the unit activities and become more confident and comfortable with these activities. This feeling of accomplishment and confidence comes from learning a skill and using it in adventurous activities.

In other words, advancement is the sweet honey in the beehive that attracts the bear cubs (both little and big) and keeps them coming back for more. And more!

On the other hand, if advancement is to be a natural outgrowth of the unit program, then the advancement needs of the unit are also the blueprint to help in developing that unit program. If First Aid is an advancement need of the unit, then unit activities might include 1st aid games. If knots and rope work are an advancement need, then pioneering projects might be a fun activity. Activities like these are long remembered, not because there was advancement, but because we climbed a tower in the woods that we built ourselves. We had fun!

So, make advancement the number one tool on your toolbelt. It's the honey that will have them begging for more and keep them in the program long enough for you to help them develop and grow in character, leadership, citizenship, and personal fitness. Now, isn't that what we're all about?



"Advancement is the method by which we promote and encourage the ongoing involvement and commitment that keeps members coming back for more."

*(Guide to Advancement 2021
Topic 2.0.0.4).*

On Increasing Advancement

Positions of Responsibility – The Assistant Senior Patrol Leader

While all leadership roles in Scouting are important, and as we have talked about before in *Advancement News* each youth leadership role serves an especially important purpose, this one is another big one – the assistant senior patrol leader!

One of the “secret sauces” in Scouting is the progression of skills as a Scout moves through the program. The same is true with the various Scouting leadership roles. As a Scout might progress from denner, to den chief, to patrol leader, to scribe, to assistant senior patrol leader, to senior patrol leader a Scout can grow their leadership skill set. That skill set is important in the troop and throughout the Scout’s life. That is why positions of responsibility are a part of the advancement method in Scouts BSA.

The assistant senior patrol leader is the second highest youth leadership position in the troop, working closely with the senior patrol leader to help the troop move forward. The assistant senior patrol leader acts as the senior patrol leader in the absence of the senior patrol leader or when called upon and provides leadership to other youth leaders in the troop.

The responsibilities of the assistant senior patrol leader include:

- Helps the senior patrol leader lead meetings and activities
- Leads the troop in the absence of the senior patrol leader
- Helps train and supervise the troop scribe, quartermaster, instructor, librarian, historian, webmaster, chaplain aide, and OA representative
- Serves as a member of the patrol leaders’ council
- Sets a good example
- Wears the Scout uniform correctly
- Lives by the Scout Oath and Law
- Shows Scout spirit
- Lends a hand controlling the patrols and building patrol spirit

The assistant senior patrol leader is appointed by the senior patrol leader under the guidance of the Scoutmaster.

You will notice in the above, and in the description of the position in the *Scouts BSA Handbook*, that training other youth leaders is an important part of the position.

In a large troop the assistant senior patrol leader (or leaders) helps the troop in other ways too:



Continued on page 4

Continued from page 3

- Some troops are so large that few Scouts will have a chance to be the senior patrol leader. The assistant senior patrol leader position gives more Scouts a top leadership responsibility.
- The senior patrol leader and the assistant senior patrol leader work as a team with the Scoutmaster to determine areas on which to focus, how they support each other, the importance of teamwork, and more.
- The assistant senior patrol leader facilitates communication with the patrol leaders.

Assistant senior patrol leader is one of the leadership positions in a troop that meets the requirement of a leadership position for advancement towards Eagle Scout. But the assistant senior patrol leader also influences the advancement progress, leadership experience, and the total experience of all the Scouts in the troop.

Many a Scout has shared that the leadership and management skills they learned as a youth leader in Scouting – by actually leading and managing and not just reading about it – positively influenced their leadership as an adult.

An orientation for the assistant senior patrol leader may be found at <https://troopleader.scouting.org/assistant-senior-patrol-leader/>, and of course *Introduction to Leadership Skills for Troops* is a resource every troop should use for this and all youth leadership roles.



About *Advancement News*

Advancement News is the official e-letter of the Boy Scouts of America National Advancement Program Team. Its intent is to provide and clarify procedures found in the *Guide to Advancement*, announce various changes and updates in advancement, and to assist advancement committees in making decisions that can help increase the rate of advancement. Therefore, districts and councils may reprint articles from this publication. Our plan is to distribute six issues of *Advancement News* annually, but special editions may go out whenever there is important information to share. Feedback, suggestions, and letters to the editor are welcome at advancement.team@scouting.org

Cub Scouts



2022-2023 Cub Scout Rank Advancement at a Glance

2022-2023 Cub Scout Badges of Rank Requirements



New Cub Scouts who are in 1st grade or above earn the Bobcat Badge first before working on the requirements for their badge of rank.

Exercises in the pamphlet
*How to Protect Your Children
From Child Abuse*

Scout Oath
 Scout Law
 Cub Scout Sign

Cub Scout Salute
 Cub Scout Handshake

Kindergarten LION	TIGER 1 st Grade or 6 years old	WOLF 2 nd Grade or 7 years old	BEAR 3 rd Grade or 8 years old	WEBELOS 4 th Grade through joining a Scouts BSA Troop.
*Exercises in the pamphlet <i>How to Protect Your Children From Child Abuse</i>	*Exercises in the pamphlet <i>How to Protect Your Children From Child Abuse</i>	*Exercises in the pamphlet <i>How to Protect Your Children From Child Abuse</i>	*Exercises in the pamphlet <i>How to Protect Your Children From Child Abuse</i>	*Exercises in the pamphlet <i>How to Protect Your Children From Child Abuse</i>
Protect Yourself Rules Video	Protect Yourself Rules Video	Protect Yourself Rules Video	Protect Yourself Rules Video	Protect Yourself Rules Video
<ul style="list-style-type: none"> Lion's Honor Animal Kingdom Mountain Lion King of the Jungle Fun on the Run 	<ul style="list-style-type: none"> Games Tigers Play My Tiger Jungle Team Tiger Tiger Bites Tiger Circles: Duty to God Tigers in the Wild Elective Adventure 	<ul style="list-style-type: none"> Call of the Wild Council Fire Duty to God Footsteps Howling at the Moon Paws on the Path Running with the Pack Elective Adventure 	<ul style="list-style-type: none"> Baloo the Builder Bear Claws Bear Necessities Fellowship and Duty to God Fur, Feathers, and Ferns Paws for Action Elective Adventure 	<ul style="list-style-type: none"> Cast Iron Chef Duty to God & You First Responder Stronger, Faster, Higher Webelos Walkabout Elective
*Required once a year. Is not repeated in the same year as earning Bobcat.				<ul style="list-style-type: none"> Building a Better World Duty to God in Action Outdoor Adventurer Scouting Adventure Elective <p><i>Be Active In Your Webelos Den for 6 Months or Be 10 and a half years old</i></p>

The newly updated Cub Scouting 2022-2023 Badges of Rank Requirements sheet is now on the National Cub Scouting website <https://www.scouting.org/programs/cub-scouts/> and a direct link for use at <https://www.scouting.org/wp-content/uploads/2018/08/Required-Adventures-Chart-for-Ranks.pdf> The chart shows what the Scouts need to accomplish each grade year to earn the Badge of Rank so leaders can plan their calendar year and prepare to easily order items for immediate recognition. This sheet was created in the ongoing effort to review program helps and make it “Fun, Simple, & Easy” to read, use, and deliver the program. It can also be a great tool to help train new leaders, for Commissioners who are helping units and leaders, and for Cub Pack leadership as they mentor and guide Pack leadership. More details about Rank Advancement can be referenced in the Cub Chat Live broadcast held on August 12th, 2022. The videos are on the [Scoutingmagazine.org](https://www.scouting.org/magazine/) archive list for easy reference if you didn’t catch the broadcast live.

Eagle, Summit, and Quartermaster Highlights

Citizenship In Society NOW Required for Rank of Eagle Scout

As of July 1st, all Scouts who want to earn the rank of Eagle Scout will have to earn the Citizenship in Society merit badge. The Eagle Scout Application has been updated to reflect this new requirement and should be used by all Scouts going forward. The new application can be found at Eagle Scout Rank Application 512-728 (22b)- Citizenship in Society (https://www.scouting.org/wp-content/uploads/2022/07/512-72822c-Eagle-Scout-Application_WEB.pdf)

Merit Badges

Best Practices for Approving Merit Badge Counselors

(Part 2 of 3)

This is the second of a three-part serialization that will appear in *Advancement News*. Part 3 will continue in our November-December edition and will conclude the topic, with BSA links to many resources supporting the merit badge program.

Approval Policies

Approving Counselors - General

[BSA Merit Badge Counselor Information](#) (Form 34405) is one way of capturing information about potential counselors. This form offers an 80-character field to “list qualification(s) that... could include college degrees, formal training, certifications, positions held, and specific life experiences.” Some councils may encourage volunteers to provide more information for use by the evaluators, especially when specific certifications are required.

Approving Counselors for Specific Badges

Local councils may require special qualifications and certifications for certain merit badges, in addition to those required by BSA (see below). These qualifications provide counselors with credibility because Scouts perceive them to be role models. A well-qualified merit badge counselor can enhance a youth’s interest and understanding through effective communication and sharing a true passion, which leads to a better understanding of the subject, more productive discussions, and real learning. A bond of mutual respect often develops when a Scout feels confident to offer their thoughts and opinions through meaningful conversations with a merit badge counselor. Thus, a Scout grows in social skills and self-reliance as a result of interacting with a qualified adult.

GTA topic 7.0.1.1 lists specific certifications that are required by adults supervising specific merit badge activities. A Council may choose to require the counselors for those badges to hold those certifications themselves, and to provide proof with their application, but procedures to manage verification must be implemented. Alternatively, counselors with interest but lacking certification could be approved to provide Scouting supervision and merit badge approvals while working with certified experts who provide actual instruction. For example, certified staff at a climbing gym could be used to instruct and supervise the appropriate Climbing merit badge activities, while an approved climbing merit badge counselor would have to verify completion and sign the blue card.

Continued on page 7

There are numerous different badges and a wide variety of life experiences that might prepare a volunteer to provide excellent counseling experiences. Not all Nuclear Science merit badge counselors will be MIT or Cal Tech faculty members, much fewer graduates – in fact, a high school science teacher might be better prepared to engage and motivate a middle or high school student on that subject. Those who approve merit badge counselors will need to make reasoned judgments and consider the popularity and subject matter of each badge. For example, almost any experienced parent will have life experiences that could be of value for the Eagle-required Family Life merit badge. In addition, most units will have existing leaders who can step up as counselors for the Camping and Cooking merit badges, both of which are central to the unit’s activities. On the other hand, seeking counselors for the Electricity, Forestry, or Engineering merit badges might require seeking out non-unit volunteers with professional qualifications and experiences for these or other more unusual topics. In such cases, professional societies, trade associations, service clubs, local companies, and hobby groups can be excellent sources of expert volunteers and recruits.

Approving Number of Merit Badges per Individual Counselor

The Merit Badge Counselor Information form has spaces for only 8 merit badge options, which may create confusion. Some councils place a limit on the number of merit badges that an individual is allowed to counsel. The *GTA* (topic 7.0.1.4) specifically permits councils to adopt such policies “as long as Scouts’ choices, especially in small or remote units, are not so limited as to serve as a barrier to advancement.” What factors should be considered in establishing a limit, if any, beyond the concern about limiting choices? One reason could be to prevent a single volunteer from counseling an inappropriately large number of badges for one individual or small group of Scouts, thus depriving them of the opportunity to work with a variety of adults. Fortunately, this does not occur often, and it is more likely that a volunteer signing up to counsel a large number of badges is new to the program and does so out of an overabundance of enthusiasm, which can be tempered by some guidance and a positive discussion about balancing their volunteer time. Having a council choose to have a policy restricting the number of badges that one merit badge counselor can counsel allows the merit badge counselor application reviewer some support in redirecting these volunteers to focus on their top interests and the needs of their unit. In this regard, the job of approving counselors is parallel to that of Scout leaders highlighted in F. Darnall Daley, Jr.’s [Guardian at the Gate](#): “The treasure is not behind the gate but in front of it...Your duty is not to prevent boys from passing through but to make sure as many boys as possible do pass through.” A volunteer applying to be a merit badge counselor is a similar treasure, and the approver’s role is to guide the volunteer to provide the best possible experience for the Scouts they counsel. A request for a large number of badges is an indication to attend more closely to the application and reach out for coaching and understanding



Scoutbook

Service and Eagle Scout Project Activity Reporting

As part of the Journey to Excellence program provided by the Boy Scouts of America, units were asked to log any service hours that were provided by Scouts or adults using the Good Turn for America online reporting portal.

The Good Turn for America website was retired in 2021 to simplify and consolidate reporting into Internet Advancement, a platform that Scouts and Scouters use more regularly.

Internet Advancement captures unit and individual community service (and as of 8/10/2022 captures Eagle Scout service project information from Eagle Scout candidates) Eagle candidates can enter their project. When approved by the adult leader, it will be shown in the Activity Log Report.

These logs are channeled into a comprehensive report titled the “Activity Log Report” (available for units in Internet Advancement) and the “Service Activity Report” (available for council professionals in my.Scouting), which can easily be downloaded for Journey to Excellence Reporting and use in reporting to the community (i.e., annual reports and communication with donors and stakeholders).

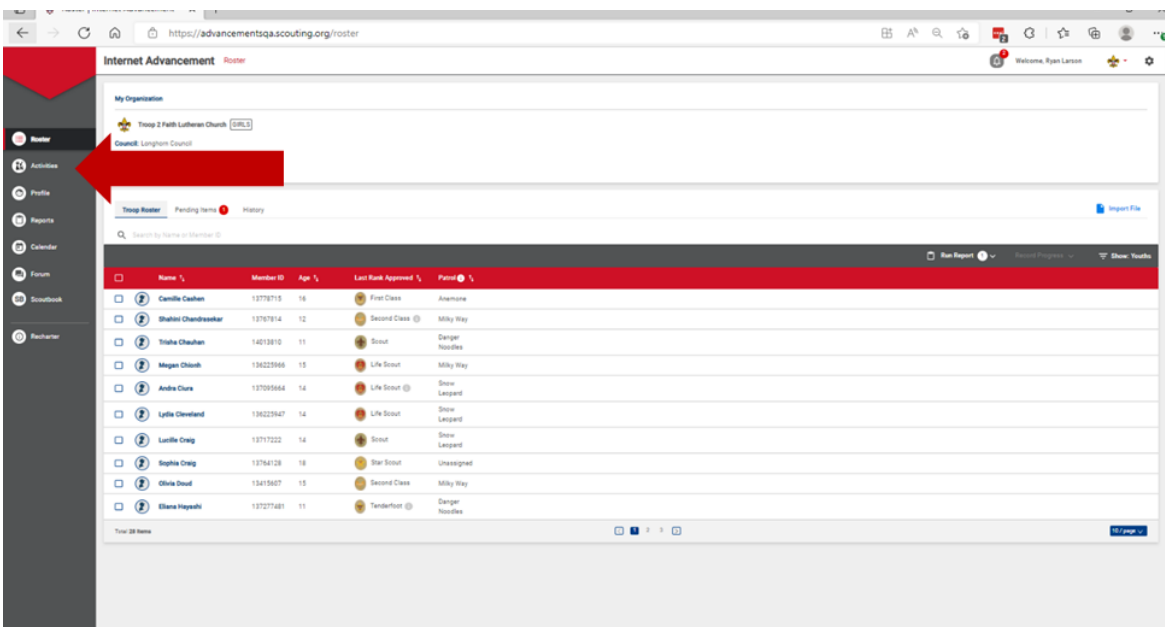
The following guidance is provided to assist in getting started and successfully reporting service activity.

STEPS TO REPORT COMMUNITY SERVICE AND DOWNLOAD REPORTS

1. Complete a Unit or Individual Community Service Project

Units can create service activity opportunities where members can engage in service to the community or individuals can complete service projects on their own with unit leadership approval. When completed individually, a signed document from the benefitting organization is required.

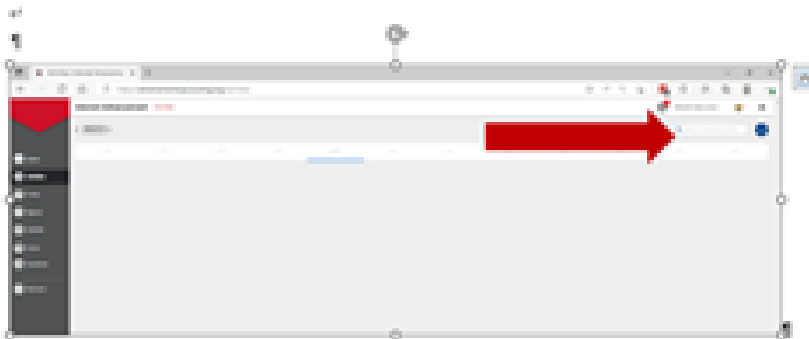
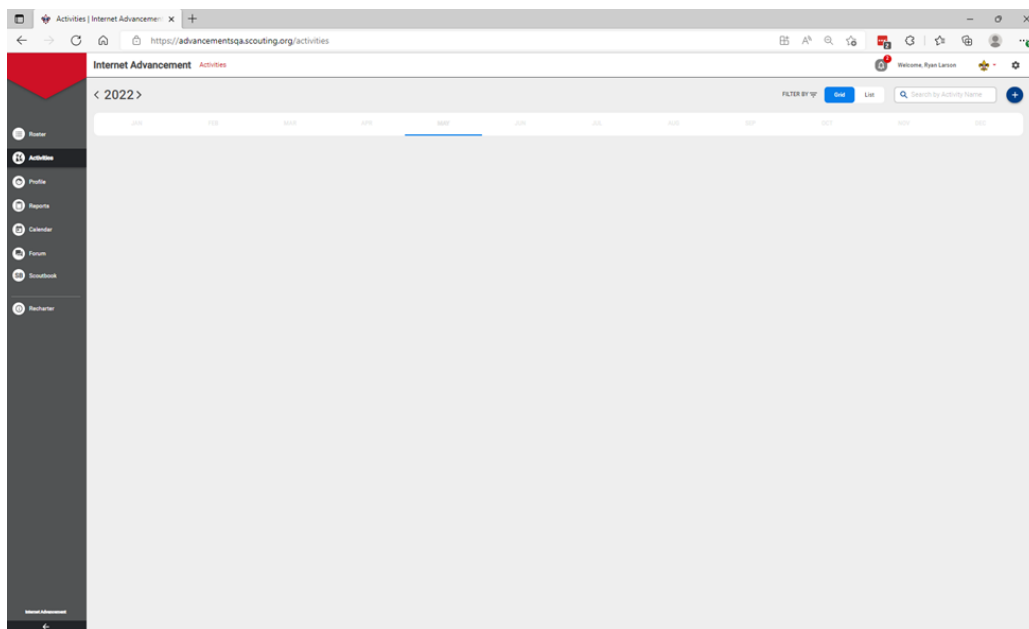
2. Report Unit or Individual Community Service



Units can report unit service by clicking the “Activities” button in Internet Advancement and clicking the “+” button

Continued on page 9

Continued from page 8



Individuals can report service activity by accessing their activity log and clicking the “CREATE OR JOIN button”

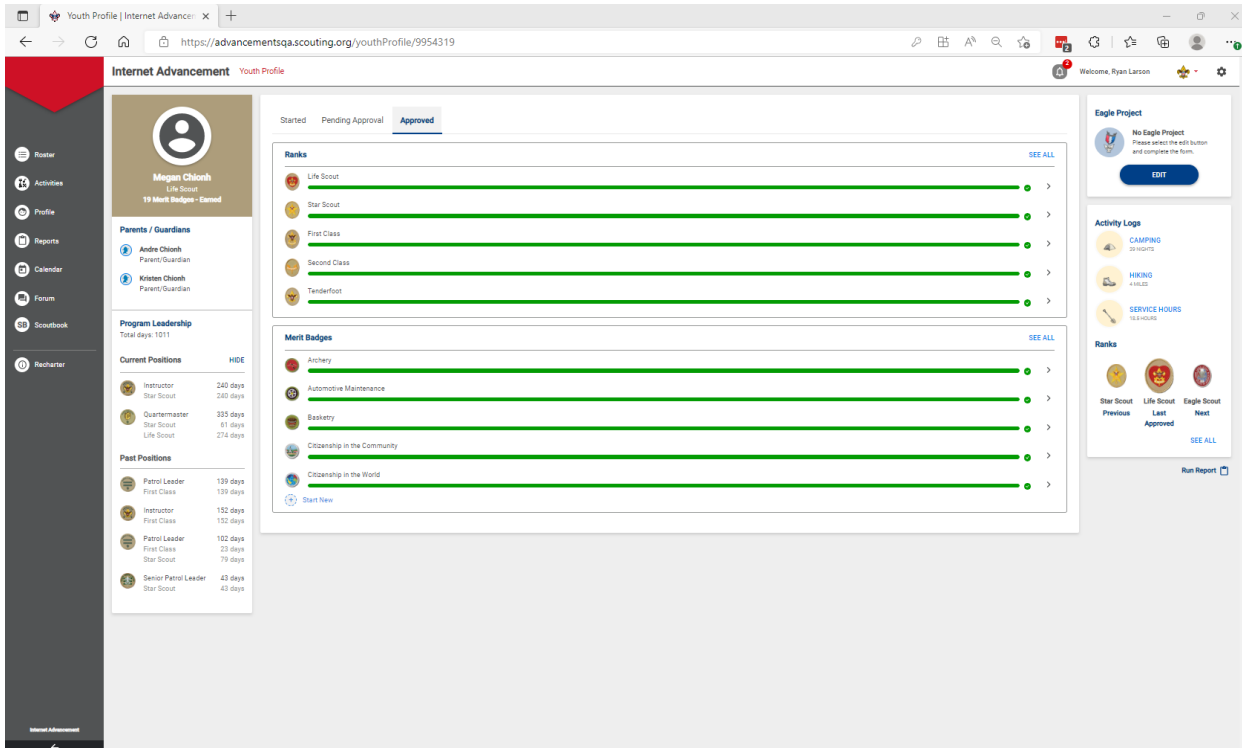


Eagle candidates click the “edit” button when their project has been completed. Then, will click “save.” The leader will see the activity to be approved in the “Pending Items” in Internet Advancement. Once approved, when the Eagle candidate generates their Eagle Application in Scoutbook or the Scoutbook mobile app, their Eagle project information will automatically be pulled from what they entered.

Continued on page 10

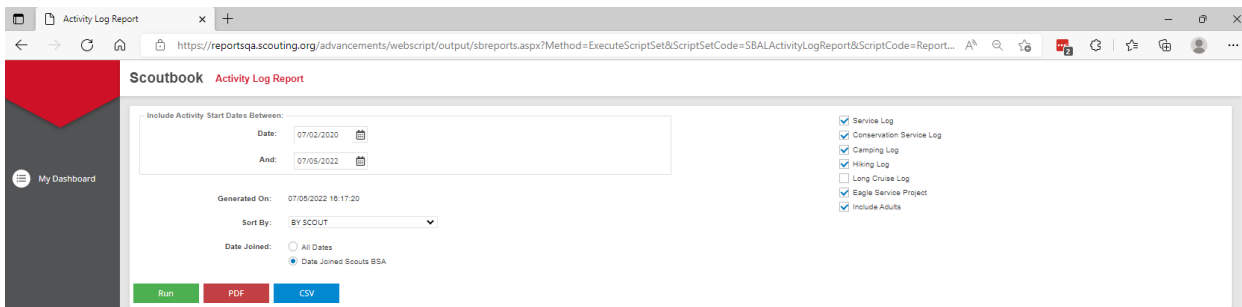
Continued from page 8

Thus, once the Scoutmaster clicks “approve” the information is filled in.



DOWNLOAD REPORT

For Units: Log in to [Internet Advancement](https://advancementsqa.scouting.org) and Click “Reports” and click “Activity Log Report.”



For Districts and Councils: Log in to [my.Scouting](https://my.scouting.org) and Click “Organization Manager” under the “Menu” button. Click “Reports” and run the “Service Activity Report.”

Continued on page 11

Service And Eagle Activity By Co... x

https://reportsqa.scouting.org/advancements/webscript/output/sbreports.aspx?Method=ExecuteScriptSet&ScriptSetCode=SBLServiceAndEagleActivityByCouncilReport...

SERVICE AND EAGLE ACTIVITY BY COUNCIL REPORT

Date Range: 08/20/2020 - 08/20/2022
 Council: Longhorn Council
 Generated On: 07/26/2023 13:17:04

Longhorn Council Members Attending Activities Hosted By This Council Only

Unit Service Projects as reported by Internet Advancement

Territorial Level	Children/Education		Disabled/Elderly		Disaster Relief/Sick/Injured		Environmental/Conservation		Food/Shelter Insecurity		Healthy Living		Landscape/Beautification		Literacy		Veterans		Other/Uncategorized		Total	
	Count	Hrs.	Count	Hrs.	Count	Hrs.	Count	Hrs.	Count	Hrs.	Count	Hrs.	Count	Hrs.	Count	Hrs.	Count	Hrs.	Count	Hrs.	Count	Hrs.
District																						
Chisholm Trail							170	476	230	466							110	152	976	2926	1486	4018
Heart O' Texas							184	506	173	471	24	73							836	3066	1217	4116
Arrowhead							190	479	176	511							109	149	778	2925	1253	4054
Levin Valley							194	533	162	466	24	73					120	157	770	2956	1270	4185
Senita Fe							201	528	270	608	26	79					124	160	835	3077	1556	4452
Lone Star							202	499	157	459							108	149	757	2918	1225	4023
Pathfinder							208	521	187	504	24	73					123	163	904	3081	1446	4342
Frontier Trails							217	522	166	478	24	73					114	149	784	2949	1305	4171
Braun Valley							226	569	163	463	24	73					115	153	832	2947	1360	4205
Trinity Trails							228	542	207	467	24	73					110	151	736	2885	1100	4118
Manning							235	609	219	515	24	73					129	155	909	3208	1555	4620
Olsen							7	31	270	527	220	523	47	104			112	155	816	2966	1472	4296
Sub Total							7	31	2685	6319	2430	5911	241	694			1275	1693	9933	35964	16481	59612

Council Confirmed Eagle Scout Projects from Applications		
Council	Count	Hrs.
Longhorn Council	2299918	344895210
Sub Total	2299918	344895210

Previous Good Turn for America Service Hours can be found on the Activity Summary Report in Internet Advancement. When it is determined that units no longer have any further need of this information, this feature will be retired in the future.

For more information, See the

[Service and Eagle Project Activity Announcement and Steps_08102022.pdf](#)

at Scouting.org.

It is also available through the old GTFA reporting link.

[Welcome to Service Hours Reporting](#)





Sea Scouts

Electives Help Sea Scouts Advance With Their Own Interests

Part of what makes Sea Scouts so interesting is that there are electives that count toward advancement. That means in addition to rigid requirements, you can tailor your experience more to what you like to do by using the flexibility of electives.

For example, one of the electives is scuba. Do you like to dive? Great, then you won't be going overboard if you choose that requirement. If you think visiting Davey Jones' Locker for an extended time is a questionable decision, then move on to something else.

Electives are divided into three categories – Level One, Level Two, and Level Three. Those working on Ordinary ranks choose three of any of the Level One electives, Able aspirants choose four of level Two, and wanna-be Quartermasters tackle four of Level Three electives.

It is a good idea to familiarize yourself with the [Guide to Safe Scouting](#), as that allows you the proper perspective about how to prepare for all Scouting activities.

Part of the process of being in the BSA is to build leadership, where you can guide discussions, help strangers “form-and-storm” together, and learn how to run a meeting. Some youth don't know until they have participated in such leadership-related projects until they realize that they are in charge of something. Learning those leadership lessons by attending National Youth Leadership Training (NYLT) and National Advanced Youth Leadership Training (NAYLE) will have you prepared as a leader -- on the unit, event, or even Council level. But the leadership training in Sea Scouts can go a step further. You can attend Wood Badge or Seabadge and have that count as an elective.

If faith is an important part of you, then you can work in that area for advancement. Possibilities can occur during ship outings. One would be to participate in two services. One would be to plan or conduct two services. Scouts would then complete the requirements for the religious emblem of your faith.

If sailing is your thing – and we ARE Sea Scouts – then there are areas where you can advance by demonstrating your ability to sail on specific courses – both solo and non-solo.

And do you know why monkey's fists are sometimes given out as rewards in Sea Scouts? Because learning to tie them is an elective.

One of the newer ideas for electives is paddle craft. With so many possibilities of creating new Sea Scout units inland -- and away from the coasts -- paddle crafts are even more important to advancement on lakes and rivers. This means that canoe, kayak, and stand-up paddleboards are now on the menu in the smorgasbord of advancement.

You also can learn about engines, vessels, maritime history, earn a NOVA award, use celestial navigation, and learn how to race sailboats with the best of them.

And many times teaching what you have learned, with the EDGE method, to beginning Sea Scouts is part of the elective process. So, teach away -- and remember that monkey fists are great rewards to give to Scouts for passing electives.

Special Needs Interests

Successes Abound for Special Needs Youth at Camp

The setting of a staffed camp is a stellar location for fun, friendship, and advancement for all Scouts. When Scouts succeed in this environment, it is a win for everyone. Equally so for Scouts with special needs. Here are several experiences that have been reported lately.

- Scouts who did not enthusiastically engage in activities at the beginning, benefitted from extra prompts or reminders. They were then able to continue with the task.
- One report from NOAC mentions that a team with various disabilities was successful and earned the quality team distinction
- One Scout reports special food needs and the kitchen staff were alerted in advance with a positive result of the time at summer camp
- Cooperation between the parents and camp leadership allowed a Scout to return home at night and return to camp in the morning, ready to participate.
- One summer camp has allowed the parent to drive the Scout and his wheelchair from place to place when the location is not easy to reach.
- Another special needs Scout returned from summer camp after finishing the rifle merit badge that was started many years earlier. Saving blue cards and targets, along with persistence resulted in this success.
- A Scouts BSA troop focused their time before summer camp by presenting the Disabilities Awareness Merit Badge to the troop members. Engaging the Scouts and the families ahead of time and at camp resulted in this special needs Scout completing the Tenderfoot rank and two merit badges at camp.

How did these results and successes come about? Camp leadership strives to be inclusive for special needs Scouts to be successful in their camp experiences. It all begins when families coordinate with troop leadership as to the details of the special needs of the Scout, and ensure that predictable reactions to a new environment are anticipated on behalf of that Scout. Unit leadership will want to mindfully monitor the activities and demeanor of that Scout. For example, any Scout without adequate sleep will not perform at their best.

It is important to note that the Boy Scouts of America enroll camp leadership in a National Camping School training relevant to their camp and the section of camp they will be organizing and supervising. Within that training, special attention is provided to orient camp administrators as to the importance of awareness of Scouts with special needs in the camp environment.

Continued on page 14

Continued from page 13

The [Able Scouts tools](#) website provides several resources for units, parents, and Scouters who will be involved in ensuring all special needs Scouts will have a great camping experience. The Inclusion Toolbox has information specific to camp programs which at this time highlights Aquatics Programs and Shooting Sports.

These successes were not successes simply because awards were earned, but also caring individuals assisted as needed, on the journey to the end of the activity.

Worth Repeating

On Increasing Advancement: What Can You Do?

(August-September 2012)

“What can **you** do as the person responsible for advancement on your unit committee? A good place to start is by remembering that the important thing is to retain Scouts in the unit so that over time we may influence their character. A program that is rich in adventure is the key element. Advancement is a natural outgrowth of this rich adventure.”

“Next, you should make sure that you are familiar with the latest advancement requirements and the *Guide to Advancement* so that you will become the “go-to” source in the unit on all matters about advancement. Be sure that you understand the advancement procedures, especially those for Eagle Scouts. Keep a current copy of the council merit badge counselor list, and work to recruit local merit badge counselors to support the unit’s program. Note that all merit badge counselors must be registered, completed Youth Protection Training (within the last two years), and approved by the council advancement committee.”

“You can work with youth leaders to make sure the unit has a library of current advancement literature, including an ample supply of up-to-date merit badge pamphlets. Work with the unit leaders to ensure that the program promotes a Scout’s reaching First Class within 12 to 18 months of joining.”

“You can help by keeping accurate records. Become familiar with and use BSA’s internet advancement tools, including the Scoutbook Web-based application, to track and report individual accomplishments to the local council. You then will be able to regularly brief the unit leaders on the advancement needs of each Scout. Schedule regular boards of review, at least monthly, but more often, if required. Be sure to include boards of review during summer camp. Should a youth appear to be having boards less often than their contemporaries, you will be able to alert others to their situation and help in considering what steps to take. For example, a friendly “non-advancement” board of review (GTA 8.0.1.3) may be all that is needed.”

“To be effective, advancement must be recognized. One way is to publicly announce the results of a board of review as soon as possible after it concludes, e.g., if in camp, at that evening’s campfire. Hold timely courts


Continued on page 15

of honor (three are required annually to achieve Journey to Excellence Gold) [2012 requirement] with the parents and even grandparents in attendance. Some units even hold an annual court of honor where all the troop's achievements, including a recap of individual advancements, for the year, are recognized. Developing an advancement display for rank advancement and helping to make sure that all courts of honor are held with an appropriate degree of ceremony should make the event memorable and help to reinforce the message that advancement is a result of the program."

"If you help in these ways, your unit will have a strong, supportive advancement program that will help retain Scouts. In this way, we will maximize the time we have to influence a Scout's character. Now isn't that what we're all about?"

Editor's Note

- This article was written before the inclusion of girls in the Scouting program. General references have been modified as appropriate, modified to "Scout", "Scouts" or "youth".
- Please note that references to Journey To Excellence were included in this article. **Current** requirements may be found at [Journey To Excellence Scorecards](#). Reference is made to numbers of courts of honor to be held yearly. The 2022 Scouts BSA scorecard, Item #10, provides current recommendations.
- Reporting Service time via Scoutbook is reviewed in this issue of *Advancement News* (September-October 2022) under the heading of "Scoutbook"



Helpful Links

The most current materials of interest for Scouters who are involved in the administration of advancement are located in one handy place. Many resources are available via the Advancement Resources page at www.scouting.org/Advancement

The Eagle Scout Service Project

This PowerPoint Presentation is designed for an overview of the process and path for Eagle Scout Service projects and the presenter will need to allow 45-60 minutes for the presentations, as well as time for questions. It will prove to be beneficial for advancement administrators, unit leaders as well as Scouts and parents. They will be introduced to processes, requirements, and report needs for a Scout to become an Eagle Scout.

Many items will be reviewed which the Eagle Scout Candidate should expect. It will provide a definition of the elements of the project and will review the qualities anticipated in the project to be undertaken (the five tests), fundraising, risk management, and much more.

Visit the [Advancement Resources](http://www.scouting.org/Advancement) site referenced above and select "Advancement Educational Presentations." "The Eagle Scout Service Project" is listed as one of the presentations. Here, you download the Powerpoint presentation. Those who attend this session will be grateful for the knowledge being provided for Scouts, parents, and other volunteers to provide support for a future Eagle Scout.



The Eagle Scout Service Project

Guide to Advancement Section 9

National Advancement Program Team

Expiration Date

This presentation is not to be used after January 31, 2023.

Obtain an updated version at www.scouting.org/advancement

